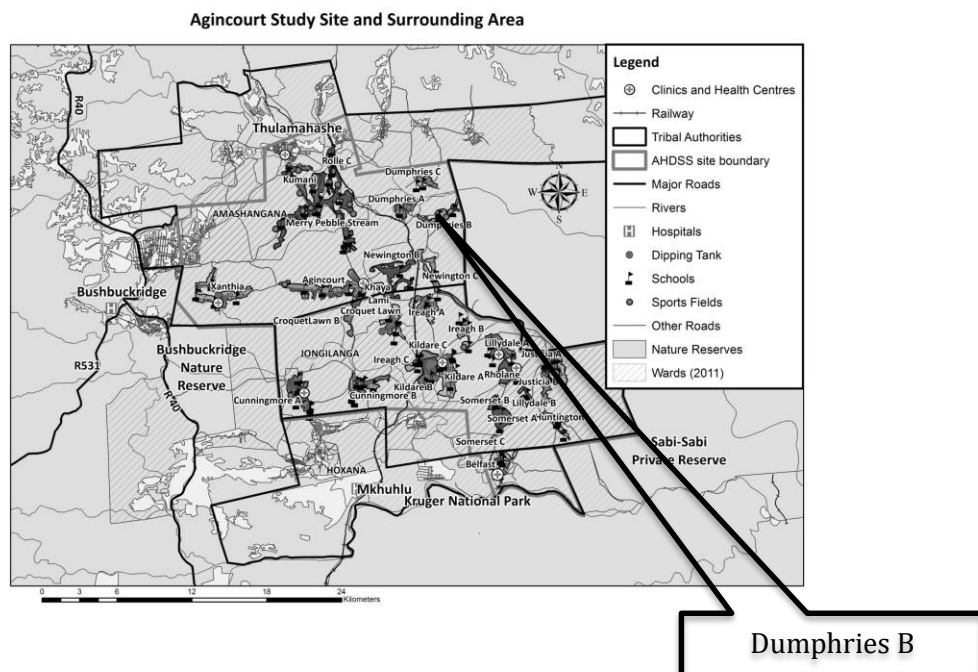


DUMPHRIES B VILLAGE FACT SHEET 2016

This “Fact Sheet” provides basic information on population changes and demographics for Dumphries B village. Whenever you use this information, please reference it as being obtained from MRC/Wits Rural Public Health and Health Transitions Research Unit (Agincourt).

Villages in the Agincourt Health and Socio-Demographic Surveillance (HDSS) System Research Site in 2014 include:

Agincourt, Belfast, Croquet Lawn, Croquet Lawn B, Cunningmore A, Cunningmore B, Dumphries A, Dumphries B, Dumphries C, Huntington, Ireagh A, Ireagh B, Ireagh C, Justicia, Khaya Lami, Kildare A, Kildare B, Kildare C, Kumani, Lillydale A, Lillydale B, Makaringe, MP Stream, Newington B, Newington C, Rolle C, Somerset, Somerset C, and Xanthia.



Village Growth and Population over the Period 2008 – 2015

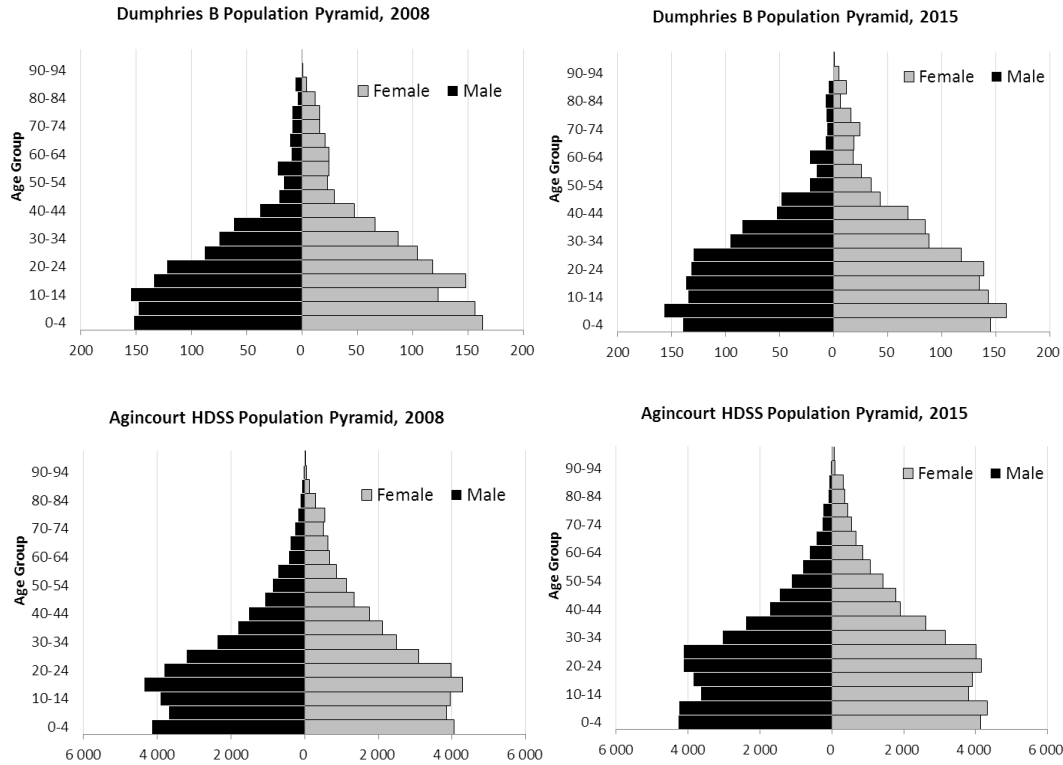
The numbers shown below are calculated according to numbers for the end of June 2015. The numbers are known as mid-year population figures.

Mid-year Figures of Dumphries B, 2008 and 2015		
	2008	2015
Households	366	450
Population	2 265	2 496
Male	1 083	1 209
Female	1 182	1 287
Children under 5	315	285
Children of school-going age (5-19)	864	867

Below you can see how many people were living in Dumphries B village of different ages in June 2015.

Mid-Year Population of Dumphries B village, 2015			
Age Group	2015		
	Male	Female	Total
0-4	140	145	285
5-9	157	160	317
10-14	135	143	278
15-19	137	135	272
20-24	132	139	271
25-29	130	118	248
30-34	96	88	184
35-39	85	85	170
40-44	53	69	122
45-49	49	43	92
50-54	22	35	57
55-59	16	26	42
60-64	22	18	40
65-69	8	19	27
70-74	6	24	30
75-79	7	16	23
80-84	8	6	14
85-89	5	12	17
90-94	1	5	6
95+	0	1	1
Total	1 209	1 287	2 496

You can compare the population structure between Dumphries B village and the Agincourt HDSS research site (2008 and 2015) by looking at the population pyramids below.



Take home message: The number of households in Dumphries B village has increased since 2008. The population has also grown between the years of 2008 and 2015. The population structure of Dumphries B village strongly follows the structure of the Agincourt HDSS research site.

Births

Number of Births by Gender

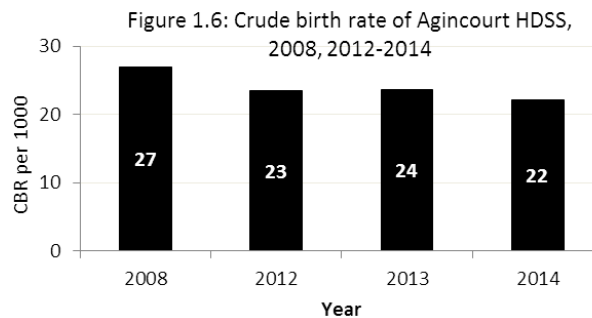
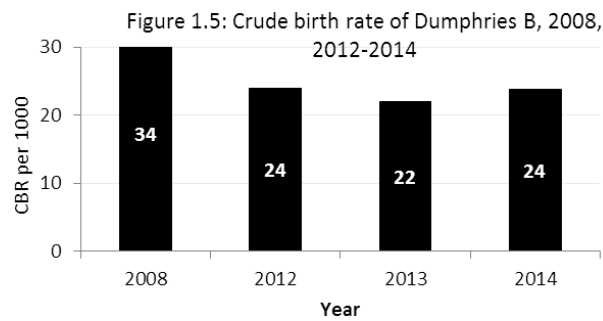
The number of births recorded in Dumphries B village are shown below. We can only provide data to the end of 2014.

Births by Gender in Dumphries B Village, 2008 and 2014		
	2008	2014
Male Births	43	26
Female Births	35	32
Total Births	78	58

The numbers of births show a downward trend in Dumphries B village. In 2014 there was a decrease in the number of births.

Crude Birth Rate (how many babies born for every one thousand people)

We compared the birth trends in Dumphries B village with the rest of the Agincourt HDSS research site in the graphs below.



The crude birth rate is found by comparing the number of babies born to the total population. For example, above, for every 1000 people living in Dumphries B village in the year 2014, 24 babies were born.

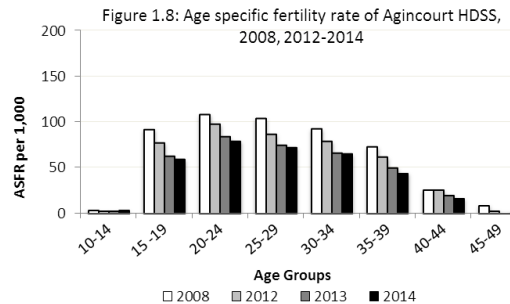
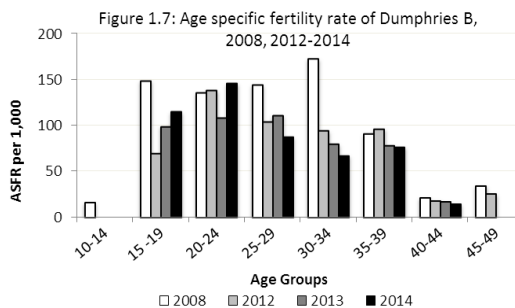
When you compare the crude birth rates in Dumphries B village with the crude birth rate for the whole of the Agincourt HDSS research site, they are relatively similar. One difference is that Dumphries B had an increase in births in 2014 and Agincourt HDSS did not.

Births by Mother's Age and Age Specific Fertility Rates

Research within the Agincourt HDSS research site continues to look closely at fertility. Below you can see the number of babies born to mothers of different ages in Dumphries B village.

Births by Age group in Dumphries B, 2008 and 2014		
Age Groups	2008	2014
10-14	2	0
15 -19	22	14
20-24	16	21
25-29	15	10
30-34	15	6
35-39	6	6
40-44	1	1
45-49	1	0
Total Births	78	58

We can also look at trends across the whole site and compare them with Dumphries B village.



We find the age specific fertility rate by looking at how many women in a certain age group have had babies in a certain year. For example, we can see that in the year 2014 in Dumphries B village, for every 1000 women ages 15-19, about 120 of them gave birth.

Take home message: 2014 saw significant increases in fertility between ages 15 and 24, but decreases in all other age groups.

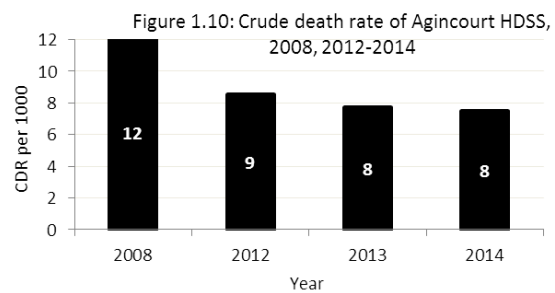
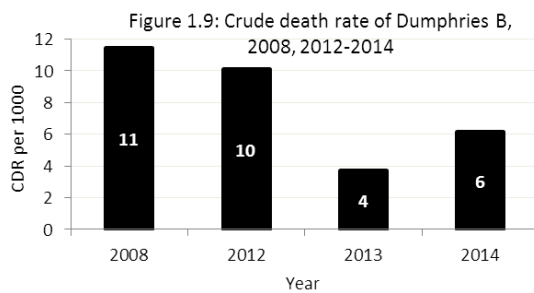
Deaths

Deaths

The MRC/Wits Agincourt Unit only gives *numbers* of deaths for each age group in each village, not the *cause* of death. The number of deaths occurring is low and if the cause of death is given, then a person's confidentiality may be broken. Below you can see the total number of deaths that occurred in Dumphries B village in 2008 and in 2014.

Deaths by Gender in Dumphries B, 2008 and 2014		
	2008	2014
Male Deaths	14	3
Female Deaths	12	12
Total Deaths	26	15

Below you can compare the crude death rates over the same period in Dumphries B village and across the Agincourt HDSS research site.



The crude death rate is found by looking at how many people died for every 1000 people living in the population. For example, in 2014, for every 1000 people in the population of Dumphries B village, 9 died.

The data shows that the crude death rate has increased greatly from the levels seen in 2008, across the whole population of the Agincourt HDSS research site. However, there is a suggestion that the death rate may be falling. We need to carry on watching these figures to see if this is really a trend. We are beginning to think that there really is a downward trend in death rates, probably because of the increase in ARVs for people with HIV.

MIGRATION

Permanent migration patterns

Below you can see how many people have moved in to Dumphries B village permanently and out of Dumphries B village permanently.

In-Migrants by Gender in Dumphries B village, 2008 and 2014		
	2008	2014
Male In-Migrants	62	39
Female In-Migrants	101	55
Total	163	94

Out-Migrants by Gender in Dumphries B village, 2008 and 2014		
	2008	2014
Male Out-Migrants	64	40
Female Out-Migrants	114	50
Total Out-Migrants	178	90

Take home message: The number of people permanently moving in and out of Dumphries B village is decreasing. It is important to understand how many people are moving in and out of the village.